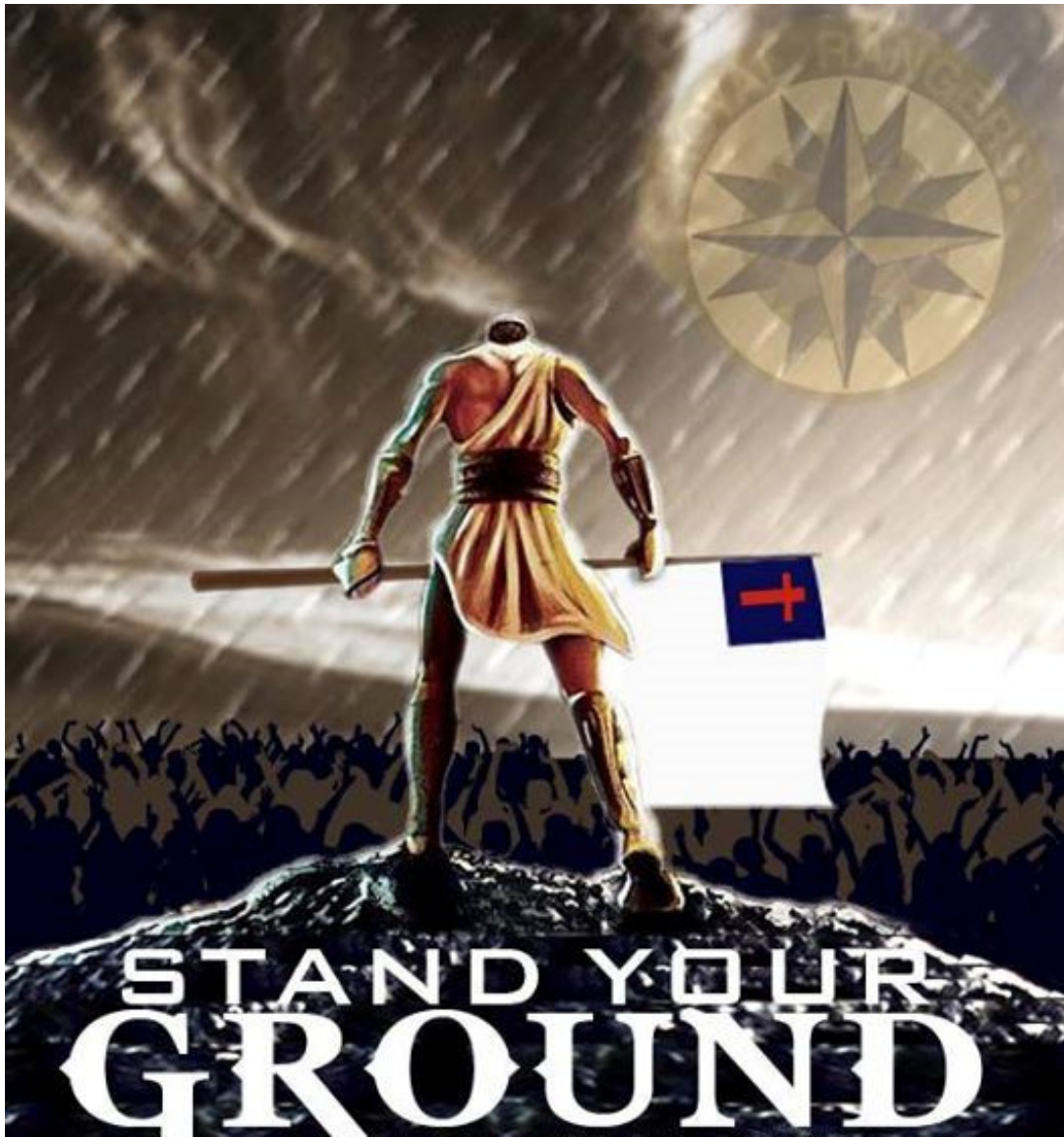


POW-WOW

JUNE 27-30 2016



“But I will encamp at my temple to guard it against marauding forces...”
Zechariah 9:8

Mt. Lassen Conference Grounds
37635 Hwy 36 East, Mineral, CA 96063
ncnroyalrangers.com facebook.com/RRNCN
916-379-9600 ext.1138 pmcwilliams@agncn.org

DISTRICT RANGER CAMP POW WOW

It is time once again to begin preparing for the District Ranger Camp Pow Wow! Outposts will be responsible to provide all meals this year. **This will also give the Outpost opportunity to meet and invite District staff to dine with them.**

Our camp location will be: Mt. Lassen Conference Grounds 37635 Hwy 36 East, Mineral, CA 96063

We encourage your outpost to design a theme flag and theme attire. The 3rd night will be the time to wear your theme attire for judging prior to the Council service.

Again this year we ask that your Outpost prepare a dish of your choice representing the theme. This will take place the third day of camp at noon. Outposts, we want the judges to experience the best tasting cuisine they have ever put a fork into!

As in the past we will be giving awards for

- Big "E" (camping award)
- Sharpest Ranger Uniforms
- Theme Entryway (your camp site entryway)
- Theme Bolo Tie Design
- Theme Flag
- Theme Attire
- Theme Vehicle (Race) same vehicle as show
- Theme Vehicle (Show) same vehicle as race
- Food Dish Award
- Outpost Team Events
- Outpost Participation and Team Spirit



The grand prize will be the "**OUTSTANDING OUTPOST AWARD**" awarded to the top 5 outposts overall.

Day 2 will be the Division team events while Day 3 will be devoted to the individual events which will be fun-based rather than competition-driven. These events will be run by the various sections.

Commander Ken Komoto, Commander Tom Messer and Ranger Camp staff will be overseeing these events this year. Commander Ken has always done a terrific job each year with arranging these fun filled events that your boy's will enjoy! God bless, see you at camp.

A handwritten signature in black ink, appearing to read "Phillip McWilliams". The signature is written in a cursive, flowing style.

Phillip McWilliams
District Commander

Royal Rangers POW – WOW Camp Theme:
“STAND YOUR GROUND” June 27-30 Zechariah 9:8

Church Name _____

Address _____

City _____ State _____

Zip _____ Outpost # _____

Commander
in Charge _____

Email _____

Phone(_____) _____



T Shirt Sizes: Youth L# _____

Adult-S# _____ M# _____ L# _____ XL# _____ 2X# _____ 3X# _____ 4X# _____ 5X# _____ 6X# _____

**Early Registration \$110.00 per person: postmarked by May 31st
non-chartered churches +\$5 per person, Late Registration +\$5 per person
Registration fee includes: Ranger Camp Hat, Ranger Camp T-shirt,
Ranger Camp Patch, Lanyard, and Loads of Fun!**

**ALL OUTPOSTS MUST PROVIDE THEIR OWN MEALS. THE “CHAT ‘N’ CHEW”
SNACK SHACK WILL BE AVAILABLE AT TIMES FOR YOUR CONVENIENCE.**

NO BIKES ALLOWED EXCEPT FOR RANGER SECURITY PATROL

of Boys attending: _____ # of Commanders or Staff attending: _____

Please note: An “event release form, a liability & photo release form on every boy
MUST be completed and brought to the registration table upon entering the camp.

Pow-Wow is for Discover, Adventure, & Expedition Rangers NO Ranger Kids

Optional: For outposts that are new to Ranger Camp or do not have camping equipment, we have some cabins available on a limited basis. Each cabin sleeps 6 people and will cost an additional \$30.00 per night per cabin. Advance arrangements **must** be made through the Ranger District Office.

**Royal Rangers Ministries 6051 South Watt Avenue, Sacramento, CA 95829
(A special drawing for a prize for the outpost’s that pre-register)**



Total _____ @ \$110.00= \$ _____
Cabins @ \$30.00 per night-Total nights _____ @ \$30.00 = \$ _____
Late fees \$ _____
Total Cost \$ _____
Full Payment or deposit of \$100.00 enclosed \$ _____
Total Due \$ _____

EVENT RELEASE FORM ROYAL RANGERS MINISTRIES

OUTPOST REGISTRATION FORM 1c

Event Participant's Name: _____

In case of emergency please notify:

 Last Name (Please Print) First Name

 Daytime Phone Number Evening Phone Number

Email Address: _____

Health Insurance Company's Name _____

Policy Number: _____

Certificate Number: _____

Date of Coverage: _____

Health Insurance Company Phone # _____

Health History: To be completed by the applicant (if over age 18) or by a parent/legal guardian if the applicant is a minor (under age 18). Has the applicant experienced any of the following? **Check either "Yes" or "No". If "Yes" explain under "Remarks and medical facts".**

Sinus Condition []Y []N	Fainting or dizzy spells []Y []N	Wear contact lenses []Y []N	Any exposure to infectious:
Ear Problem []Y []N	Diabetes []Y []N	Any medical care	Disease past 3 weeks []Y []N
Lung Problem []Y []N	Appendix removed []Y []N	in past year []Y []N	Hepatitis past 6 months []Y []N
Heart trouble []Y []N	Shortness of breath []Y []N	Any surgery within	Any disorder preventing
High blood pressure []Y []N	Skin infection []Y []N	past year []Y []N	strenuous activity []Y []N
Allergy - Asthma []Y []N	Hearing difficulty []Y []N	Any reaction to drugs	Taking prescription
Special diet required []Y []N	Bad Eyesight []Y []N	or medicines of any type []Y []N	medicine? []Y []N

Food or drug allergies: _____

I am currently taking the following medicines: _____

Remarks and medical facts: _____

Latest date of inoculation/vaccination against:

Tetanus ___/___/___ Small pox ___/___/___

Measles ___/___/___ Typhoid ___/___/___

Diphtheria ___/___/___ Polio ___/___/___

Required Release Signatures:

Parent/Legal Guardian Consent: The signature of a parent or legal guardian is required for a minor (under age 18) to attend this Royal Ranger event. The parent's or legal guardian signature below indicates permission to administer medical attention to the minor in the event of an emergency, permission to the physician selected by the event's commander (or delegate) to hospitalize and secure proper treatment (including surgery). It is understood that the event officials will make a conscientious effort to locate emergency contacts listed on this form. I/we will fully pay for all medical expenses incurred. If any injury occurs at camp, it must be reported. I hereby release the Assemblies of God Northern California and Nevada District Council, Inc. and the Royal Rangers Ministries, their agents, employees, and volunteer assistants from any liability whatsoever arising out of any loss, damage, or injury sustained by my child during the involvement with Royal Rangers.

 PRINT COMPLETE NAME OF MINOR PARENT/LEGAL GUARDIAN SIGNATURE DATE

Adult (18+) Pastor's Certification for Church Worker: I am personally acquainted with the adult applicant and in my opinion he is a competent and qualified youth worker. I know of no facts or allegations that raise any questions concerning his suitability for working with minors in any Royal Ranger activity. The church has on file the applicant worker's screening form. **Adult leaders are considered 18 years of age or older.**

 PASTOR'S SIGNATURE DATE

ADULT APPLICANT'S SIGNATURE: My signature acknowledges that I have truthfully abided by the requirements as stated on this application form. My signature verifies I am age 18 or older and I have received my pastor's signature as required. My signature also indicates my permission for emergency medical treatment should the need arise while at this Royal Ranger event.

 APPLICANT'S SIGNATURE DATE

Participant's Signature: I agree to abide by and cooperate with all policies, commanders, and fellow participants. I agree to abide by the event rules.

 EVENT PARTICIPANT'S SIGNATURE DATE

LIABILITY RELEASE FORM POW-WOW 2015

OUTPOST REGISTRATION FORM 1d

COMMANDERS MAKE SURE YOUR BOY'S HAVE THEIR PARENTS FILL OUT AND SIGN THIS PERMISSION SLIP TO PARTICIPATE IN THE BB GUN, PAINTBALL, AND ARCHERY TARGET SHOOTING EVENTS.

- We will have a paintball, BB gun & archery target course set up for the boys on Thursday for the team competition and Friday during the fun individual events.
- The District Staff will conduct a short safety seminar for those who have a permission slip signed by a parent or legal guardian to participate in the target shoot.

CALIFORNIA PENAL CODE SECTION 12551

S 12552: Furnishing Firearms to Minors under 18 without permission of parent.--- Every person who furnishes any firearm, air gun, or gas-operated gun, designed to fire a bullet, pellet, or metal projectile, to any minor under the age of 18 years, without the express or implied permission of the parent or legal guardian of the minor is guilty of a misdemeanor.

I give my permission for my son _____ to use a firearm as described above.

Signed: _____ Date: _____

RELEASE OF PHOTOS FOR PROMOTIONS

I give my permission to use photos taken of my son _____ at camp by the District Staff Photographer to be used for publicity and promotions for the Northern California and Nevada District Royal Rangers Ministries.

Signed: _____ Date _____




GENERAL INFORMATION

Suggested items to bring:

- Completed Event Release form (required) Liability and Photo Release form
- (Adults 18 and over) Background Screening Affidavit Required
- Tents
- Sleeping bag or bedding & air mattress
- Ground cover
- Extra blanket (especially if sleeping bag is light weight)
- Pillow
- Jacket (nights will be cold)
- Pajamas / sweats
- Clean underclothes
- Swim suit & towel
- Spending money for snack bar & Ranger Supply Store
- Toothbrush & toothpaste, etc.
- Insect repellent / Sun screen / Chap stick
- Tables & chairs (Commanders, most camp sites have one picnic table)
- Extra clothes as needed
- **The lanyard (name badge) provided to you, is to be worn at all times!**

Uniforms:

- Daytime uniform:* Ranger Camp Pow Wow hat
Ranger Camp Pow Wow shirt or Ranger shirt
Blue jeans or Shorts
- Day 1 Council Service:* Ranger Camp Pow Wow Hat, & Shirt or FCF outfit
(for group photo) FCF New Member Call Out
- Day 2 Council Service:* WEAR YOUR OUTPOST UNIFORM: Class B uniform (khaki shirt & pants, bolo tie, belt & Ranger Camp hat -- tennis shoes & white socks are acceptable with uniform at camp) or the new utility uniform or your outpost uniform (uniforms optional only needed if you want to be judged in this event)
Outposts will be judged for Sharpest Uniforms Award
GMA and Sabre Academy Graduates Recognition
- Day 3 Council Service:* Theme attire or Class B uniform or new utility uniform or Ranger Camp Pow Wow Shirt or Ranger shirt & Hat



District Ranger Camp POW-WOW Rules

The following rules and regulations governing the Ranger Camp Pow Wow are outlined for your outpost's safety as well as their enjoyment of the available facilities. A Ranger Camp Pow Wow experience will never be forgotten by the boys or leaders, therefore it should be a good experience for all. The rules should be covered with your outpost so the boys and leaders understand what is expected of them. Safety and sanitation are items you as a commander must control in your outpost.

- 1. FINGERPRINTING:** All Commanders, fathers, helpers etc. 18 years of age or older who attend Ranger Camp Pow Wow **MUST HAVE** Working with minors application and a background screening affidavit on file with the Northern California and Nevada District Royal Rangers Office. You may bring these forms with you to camp.
- 2. KEEP TRACK OF YOUR BOYS: USE THE BUDDY SYSTEM!** There are so many interesting places and things to see, your boys will be tempted to go off by themselves for adventure. In doing so they could become lost. **HAVE TIMES THROUGHOUT THE DAY TO HAVE AN OUTPOST HEAD COUNT** to see that all boys are accounted for. There will be free time for exploring as an Outpost. Impress on your boys the need to use the buddy system at all times. Commanders with Discovery age boys being 8, 9, and 10 years of age, may want to consider 8 year olds being accompanied by a father if possible. This will be up to each outpost to determine if a young boy is ready to attend a Ranger camp away from home.
- 3. FIRE SAFETY:** Because of the time of year open fires may not be allowed. Check with the RR office the week prior to the Ranger Camp Pow Wow. Always be prepared to use Coleman stoves for cooking if cooking is necessary. **(BBQ with Briquettes are permissible as long as they are above the ground or in a fire Barrel).** Use proper fire safety such as having a 5-gallon container of water, bucket of sand, and shovel near the fire area. California law requires a ten-foot diameter circle cleared around the fire. Please supervise the building and control of your campfire and cooking.
- 4. WATER SAFETY:** A creek is located on the camp property. Bring your swim suits if you want to use the creek. Do not let the boys go to the creek by themselves. A commander must accompany them from their outpost. Outposts will be responsible for their boys!
- 5. RESTROOMS AND SHOWERS:** This camp has showers and toilets. It is the responsibility of each camper to ensure the continued cleanliness of the bathrooms. They will be policed by the Ranger Security Patrol. If they need attention, please notify a member of the Ranger Security Patrol.

GENERAL RANGER CAMP RULES

1. **Each Outpost Commander will be responsible for the conduct of his outpost.**
2. **Do not bring Ranger Kids or Girls/Women to the Ranger Camp.** Ranger Camp is geared for Discovery, Adventure, and Expedition age Boys (3rd thru 12th grade) and Men.
3. There will be no washing of pots, pans, and dishes or for personal hygiene in the creeks or lakes. Please do not let the boys use the hose bibs to wash cooking utensils or personal hygiene. We must use water conservation practices on campouts, as well as at home. Commanders please convey the importance of not playing and wasting water when around the hose bibs.
4. All garbage must be kept in garbage bags. Check with registration table for the location of garbage cans and dumpsters.
5. **No one is to take a short cut through another campsite!**
6. The time between lights out (taps) and reveille must be respected which includes keeping quiet. The Ranger Security Patrol will make periodic checks through the campsites to enforce this guideline.
7. After lights out only flashlights will be allowed.
8. All campers will be restricted to their campsites after lights out.
9. No one is to be in the Assembly area except when he is instructed to go there.
10. All flashlights will remain off at the Council Service Area until after the council Service is over.
11. Rangers and Commanders are encouraged to wear their uniforms to the Council Service. Points will be awarded for doing so.
12. There will be no cutting of live trees or saplings. There are no lashing materials available at this site. You can bring your own lashing materials for the Big "E" projects and please take all materials home with you.
13. No "ditching" of tents or digging pits for fire or dishwater disposal.
14. All rules will be enforced by the Ranger Security Patrol. Commanders, please instruct all Rangers that the Ranger Security Patrol must be obeyed. The Ranger Security Patrol will take notes of infractions and turn them into the Ranger Security Patrol Chairman to be handled by the POW WOW Camp or District Commander.
15. Assemblies are noted on the schedule. **All campers are to attend all assemblies.** No one is allowed in the camp site area during an assembly without permission from the District Commander.
16. An outpost must participate in the Ranger Camp Pow Wow assemblies and events in order to receive their Ranger Camp Pow Wow patches. Just being at the Ranger Camp area will not qualify you to receive a patch. All campers must spend a minimum of one day and night to qualify for the patch.

RULES FOR FCF MEMBERS

1. FCF should coordinate the activities and craft classes with the Camp Commander.
2. All FCF Members are encouraged to wear their outfits to the council fire service on the first night. (LET'S DO IT UP BIG TIME FCF)!!! There will be a short FCF meeting at 6:00 pm on the first night in the FCF Village for instructions from the President on the evening activities. FCF Members should attend the Ranger Camp with their outpost and be part of the Ranger Camp. **The only exception to this rule is if you are an FCF Staff member and your outpost is not attending.**
3. Please remember FCF Members; we are here for the boys and to support our outposts.
4. The FCF Village should be open throughout the Ranger Camp Pow Wow for the boys and commanders to come through and see what FCF is all about.
5. There will be a FCF chapter meeting Friday night.

OUTPOST TEAM EVENTS:

Camp Team Event Rules Event #1 BB Gun

6 man event
A target shooting event

Patrol Score
Total score for six boys

Camp Team Event Rules Event #2 Archery

6 man event
A target shooting event

Patrol Score
Total score for six boys

Camp Team Event Rules Event #3 Paint Ball

6 man event
A target shooting event

Patrol Score
Total score for six boys

Camp Team Event Rules Event #4 Airsoft

6 man event
A target shooting event

Patrol Score
Total score for six boys

Camp Team Event Rules Event #5 Lashing

6 man event
Patrol must lash together a workable ladder.

Elapsed time event

Begin at start line
Clock starts when commanders gives 'Go' command.
After the ladder is lashed together the ladder will be placed against a tree the patrol members will hold the ladder and then one patrol member will climb the ladder and ring a bell.

Clock stops when the bell rings.

Penalties:
No penalty if knots/lashes are correct
10 seconds for each incorrect knot
10 seconds for each incorrect lashing
10 seconds if lashing comes undone
10 seconds if ladder fails

Patrol Score
Elapsed time plus penalties for six boys

Camp Team Event Rules Event #6 Fire Starter

6 man event
A timed event
One match fire OR flint and steel.
(-30 second bonus for flint and steel)
String will be fixed at 24 inches height.
Max height of fuel/fire before lighting: 12 inches

- 1) First boy choose tinder
- 2) Second boy choose kindling
- 3) Third boy choose firewood
- 4) Fourth boy build A-frame for fire
- 5) Fifth boy build tepee for fire
- 6) Sixth boy lights fire

Clock stops when string separates.

Patrol score:

Elapsed time from go until string separates.

Penalties:

Each match over ONE / +15 seconds

There will be a box of wooden matches, a box of tinder, a box of kindling and a box of wood stakes available. Use only provided materials!

Camp Team Event Rules Event #7 Relay Foot Race

6 man event

A Timed Relay Event

First boy will run the course, pass the baton to the next boy to run the course and so on. Baton must be carried at all times by runner and pass the finish line.

Patrol score:

Elapsed time for 6 boys.

Penalties

No penalties.

Salvation Scriptures: Recite one of the SIX salvation scriptures. Each boy on a six man patrol must recite at least one scripture. John 3:16, Romans 3:23, Romans 6:23, John 1:12, 1 John 1:9, Revelations 3:20.

Event #7 recite camp scripture verse, Zechariah 9:8 NIV

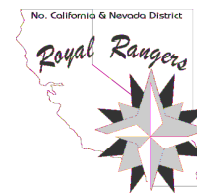
“But I will encamp at my temple to guard it against marauding forces...”

THE THIRD DAY OF CAMP IS THE FUN EVENTS DAY THERE IS ALWAYS 30 + EVENTS FOR YOUR RANGERS TO PARTICIPATE IN INCLUDING ARCHERY, SHOOTING, & MANY MORE

SALVATION SCRIPTURES 1-6 OUTPOST TEAM EVENTS	New International Version (NIV)
John 3:16 Event #1	For God so loved the world the he gave his one and only Son, that whoever believes in him shall not perish but have eternal life.
Romans 3:23 Event #2	For all have sinned and fall short of the glory of God.
Romans 6:23 Event #3	For the wages of sin is death, but the gift of God is eternal life in Christ Jesus our Lord.
John 1:12 Event #4	Yet to all who did receive him, to those who believed in his name, he gave the right to become children of God.
1 John 1:9 Event #5	If we confess our sins, he is faithful and just and will forgive us our sins and purify us from all unrighteousness.
Revelation 3:20 Event #6	Here I am! I stand at the door and knock. If anyone hears my voice and opens the door, I will come in and eat with that person, and they with me.
Zechariah 9:8 Event #7 Camp Scripture	“But I will encamp at my temple to guard it against marauding forces...”
Proverbs 21:31 #8 Bonus Scripture See Cmdr. Phillip McWilliams	The horse is made ready for the day of battle, but victory rests with the Lord.

LEARN YOUR SALVATION SCRIPTURES!!! ROYAL RANGERS POW WOW

TROPHIES & AWARDS



BIG "E" CAMPING AWARD

1. The Judging Team will do the Big "E" judging any time after morning assembly on day 3. The Team may come through while boys are at events or while boys are in camp. The same team will judge all outposts.
2. The first day is your Outpost Day; use it wisely to prepare for the "Big E" camping competition.
3. Encourage your boys to do their best.
4. You will need to bring your own poles, rope, and materials. No materials at the camp site.
5. All outposts scoring 90% and above will receive a First Place Trophy.
6. Second and Third place trophies as follows:
Second Place – to those outposts scoring 80 – 89%
Third Place – to those outposts scoring 70 - 79%

OUTPOST SHARPEST UNIFORMS AWARD

Awards will be given to the top outposts that wear the sharpest uniforms to the day 2 evening council service. Complete outpost uniform will be: Khaki shirt, Khaki pants, bolo tie, belt, or the new utility uniform with new tack paints or blue jeans or your outpost uniform and Ranger Camp hat. Shoes and socks will not count at this event. (uniforms optional only needed if you want to be judged in this event) **Will be judged at Day 2's council service.**

1. All outposts scoring 90% and above will receive a first place Trophy.
2. Second Place – to those outposts scoring 80 – 89%.
3. Third Place – to those outposts scoring 70 - 79%.

THEME OUTPOST ENTRYWAY AWARD

1. Your outpost will have the first day of camp to construct a special entryway into your camp. Be creative, plan for something special, and be sure your boys do over 50% of the work using the Camp Theme.
2. Judging Team will review the "Outpost Entries" points given as follows:
Overall Appearance (1 - 50 points) *Boys Participation* (1 - 100 points)
Originality (creativity, including use of mechanical devices) (1 - 50 points)
TOTAL MAX points: 200
3. 1st thru 5th place trophies will be given in this event.

THEME FLAG AWARD

Each outpost should make a special standard / banner. Trophies will be awarded to the top five. Flag must include outpost number and should be designed similar to a patrol flag but with the theme in mind. Judging criteria: overall appearance and originality.

THEME ATTIRE AWARD

Each outpost is encouraged to dress in Theme attire. Trophies will be awarded for the top five. Judging criteria: uniformity all the outpost is dressed in theme attire, originality, boys' participation. **Judging at Day 3's council service.**

THEME BOLO TIE AWARD

1. The Outposts should make special bolo tie for the Ranger Camp Pow Wow and wear with their uniforms at council services or with their camp T-shirts, and camp hats during the day. This is optional, not required. (Generally the outpost makes the bolos in the outpost prior to coming to the Ranger Camp).
Submit your bolo tie to the registration table by 12:00 noon day 2 for judging.
3. Note: Make additional bolos for our guest speaker and other staff who appreciate these presentations.
4. Trophies for 1st thru 5th place will be given to the outpost.
5. * A note of importance: Bolo's should include the year of the camp. Your Outpost #. The Ranger Camp location. The bolo should also reflect the theme. Be creative and original. All these factors will be part of the judging criteria.

THEME FOOD DISH AWARD

Theme dish of your choice. Outposts will prepare a theme dish for the entire camp staff to experience. Food must be brought to staff headquarters on **Day 3 by noon**. 1st thru 5th will be awarded.

THEME VEHICLE AWARD (Race)

First your outpost will build your version of an attack vehicle on 4 wheels that can be pushed and or pulled by your Rangers. Vehicles must have a driver.

1. Your Attack Vehicle will be raced.
Trophies will be awarded to the top five in Race.

THEME VEHICLE AWARD (Show)

Second your Attack Vehicle will be Show Car Judged using Ranger Derby guide lines.

2. Your Attack Vehicle will be judged for workmanship.
Trophies will be awarded to the top five in Show and Race.

“OUTSTANDING OUTPOST AWARD”

Trophies will be awarded to the top 5 outposts based upon the total number of points accrued for (1) Big “E”, (2) Construction of theme Entryway, (3) Sharpest Outpost, (4) Bolo Tie, (5) Food Dish award, (6) Theme Attire, (7) Theme Flag, (8) Theme Vehicle Race, (9) Theme Vehicle Show, (10) Outpost Events

RANGER CAMP TEAM EVENTS

These team events will be conducted on Day 2.
There will be teams consisting of 6 boys per team.

1. Award Ribbons will be given for 1st thru 5th place for each event..
Three Classifications: Discovery, Adventure, and Combined (Dis, Adv, & Exp).

Pageantry: **“STAND YOUR GROUND”** Zechariah 9:8 NIV

(Volunteer actors needed 15 yrs. & older must check in at time of registration with your commander)

Volunteer assistance with bathroom cleaning and trash collecting on the conference grounds is encouraged, and appreciated.



BIG "E" CAMPING AWARD

Outpost Judging Sheet

Church: _____ Outpost # _____

Commander in Charge of Outpost: _____

Sr. Guide _____ Judge(s): _____

#	Item	Points Schedule	Judges' Comments	Points
1.	<p>Outpost Flag: This may be either a patrol flag or Outpost or Theme flag. Only one flag gets points. Must be visible in campsite.</p> <p style="text-align: right;">Originality</p> <p style="text-align: right;">Workmanship</p>	<p>Max. Points 70</p> <p>50 pts _____</p> <p>10 pts _____</p> <p>10 pts _____</p>		
2.	<p>Useable Native Shelter: Native shelter or a native lean-to shelter would be defined as: If in a wilderness environment using materials that would be access to you to construct a shelter. Such as: Dead fallen trees, branches, and leaves. Please do not use fresh cut green materials. Even if you brought it from home, we don't want the boys to think it is OK to cut from live trees, or brush a campsite. Please note: A canvas tarp, or plastic tarp it is OK to use as ground cloth or possibly have it folded inside to be used only to make the shelter water resistant. However don't put the tarp on the exterior, we want to see the amount of work the boys did in making a native shelter. We are not looking for a three-pole frame and a tarp labeled as a native shelter. (please see examples in this packet)</p>	<p>Max. Points 50</p> <p>Properly erected 10 pts _____</p> <p>Inside neat and clean 10 pts _____</p> <p>Ground cloth on floor 10 pts _____</p> <p>Complete shade inside 10 pts _____</p> <p>Would keep you dry if it rained 10 pts _____</p>		

<p>3.</p>	<p>Outpost Tents: The tents used for the Outpost to sleep in. This could be pup tents, dome tents, 3-man, 4-man cabin tents, teepees, baker tents, etc. This is considered the Outpost tents used for sleeping.</p> <p>Note: use percentage in points. If 50% of tents are clean give 50% points.</p>	<p>Max Points 40</p> <p>Properly erected 20 pts _____</p> <p>In a straight line, evenly spaced 10 pts. _____</p> <p>Inside Neat & Clean 10 pts _____</p>		
<p>4.</p>	<p>Outdoor Tools: Hand-ax, shovels, bow saws, hammers and any other outdoor tools.</p> <p style="padding-left: 40px;">Axes sharp & sheathed</p> <p style="padding-left: 40px;">Good handle on ax & shovel</p> <p style="padding-left: 40px;">Shovel in safe location</p> <p style="padding-left: 40px;">Saw blade covered</p> <p style="padding-left: 40px;">Safe display rack for ax, bow saw & tools</p> <p style="padding-left: 40px;">Separate ax chopping area outlined or roped off</p>	<p>Max Points 70</p> <p>10 pts _____</p> <p>10 pts _____</p> <p>10 pts _____</p> <p>10 pts _____</p> <p>10 pts _____</p> <p>20 pts _____</p>		
<p>5.</p>	<p>First Aid Kit:</p> <p style="padding-left: 40px;">Out in Open sight, visible from entryway, for emergency use</p> <p style="padding-left: 40px;">Well stocked</p>	<p>Max Points 50</p> <p>30 pts _____</p> <p>20 pts _____</p>		
<p>6.</p>	<p>Cooking Gear: “Camp Kitchen” must be set up to receive points</p> <p style="padding-left: 40px;">Kitchen area neat and clean</p> <p style="padding-left: 40px;">Cooking utensils and gear clean Pots, pan, utensils, washing pan etc.</p>	<p>Max Points 50</p> <p>30 pts _____</p> <p>20 pts _____</p>		

7.	Menu: Posted on outpost bulletin board, the menu being used at camp by the outpost or a “Mock Menu” may be used. Include the times of meals and when the outpost will assemble prior to meals.	Max Points 40 30 pts _____ 10pts _____		
8.	Camp Fire: Set up a “mock” camp fire setting Proper clearing, and rocks Water in container for fire safety Sand in container for fire safety	Max Points 60 20 pts _____ 20 pts _____ 10 pts _____ 10 pts _____		
9.	Water Supply protected and clean: Container’s store in safe place Clean and with lids on container’s	Max Points 20 10 pts _____ 10 pts _____		
10	A complete Chippewa Kitchen: Construct a Chippewa Kitchen Useable Tight lashing Correct knots	Max Points 100 60 pts _____ 20 pts _____ 10 pts _____ 10 pts. _____		
11	Other lashed items being used: Must be tight and use correct knots to qualify. Additional lashing projects in the campsite And lashed correctly and list the lashed projects on your bulletin board. This will help the judge(s) to see which projects to look for. Projects must be additional to the ones listed in items # 10 & 12.	Max Points 150 5-15 pts each max.(10) projects		

12	Wash area with lashed tripod holding basin & soap: Useable Tight lashing & correct knots	Max Points 50 30 pts. _____ 20 pts _____		
13	Patrol duty roster & camp schedule posted: Roster Camp Schedule	Max Points 35 20 pts _____ 15 pts. _____		
14	Outpost Entry way: At least 50% work done by boys Workmanship Originality	Max Points 50 30 pts _____ 10 pts _____ 10 pts _____		
15	Campsite outlined: No points if tied to trees unless wood or something is used as a buffer to protect tree. Outlined Time and effort required	Max Points 25 10 pts _____ 1-15 pts _____		
16	Pastor Attending the Ranger Camp: If one or more, of the pastors from the church attends or visits the outpost at the Ranger Camp. If the pastor stays over 50% of Ranger Camp	Max Points 50 30 pts _____ 20 pts _____		
	Boys Participation Points: Senior Guide Interview: Boys did 100% of lashing projects Boys did 100% of camp set up (pitching tents, storing of food, camp & personal equipment, gathering firewood & lashing materials) Boys laid out 100% of camp Boys rake or clean camp	Max Points 400 50 pts. _____ 50 pts. _____ 50 pts. _____ 50 pts. _____		

	<u>All</u> boys clean their own area	50 pts. _____		
	Have Sr. Guide	50 pts. _____		
	Have Patrol Guide	50 pts. _____		
	Use Patrol System	25 pts. _____		
	Boys cooperate with their patrol leaders	25 pts. _____		

	GRAND TOTAL OF ABOVE POINTS Boys Participation	Max 400 points	BOYS PARTICIPATION TOTAL POINTS	_____
	Total Points all Big E Points in camp Projects	Max 910 points	BIG "E" POINTS FROM	_____
	DEDUCTED POINTS (if any) from the listing below.	MAX. 1310 POINTS	TOTAL OF ABOVE	_____
			TOTAL POINTS	_____

	POINTS WILL BE DEDUCTED FROM THE GRAND TOTAL FOR THE FOLLOWING REASONS AND AMOUNTS:			
	1. Outpost is late to any assembly.	10 Pts		
	2. Stragglers and or persons staying in campsite during assemblies. W/O Permission	10 Pts per person		
	3. Leaving a camp fire unattended.	<u>100 Pts</u>		
	4. Having a fire at the campsite if fires are not allowed.	10 Pts		
	5. Having more than one fire at the campsite, does not include Coleman stoves.	10 Points		
	6. Discourtesy of any kind.	10 Points		
	7. Points will not be awarded for any work done after lights out.			

District Ranger Camp POW WOW Schedule: Monday June 27th – Thursday June 30th, 2016



<u>Sunday:</u>	Staff arrives to set up camp.
<u>Monday:</u>	Outposts arrive.
9:00 am	Registration opens. Check in & set up camp. Lunch & activities on your own.
5:00 pm	Dinner. on your own.
7:00 pm	Doors Open for Council Service.
7:15 pm	Council Service. Everyone attends for songs, pageantry & devotion.
9:00 pm	Staff & Senior Commander Meeting. following council service.
11:00 pm	Lights out.
<u>Tuesday:</u>	
6:30 am	Reveille! Everyone up!
6:55 am	Flag Raising Ceremony. Everyone stand at attention in your campsite and salute the flag ceremony area.
7:00 am	Breakfast. (ON YOUR OWN).
8:45 am	Doors Open for Morning Assembly.
9:00 am	Morning Assembly. Everyone attends for daily instructions & devotion.
9:45 am	Outpost Team Events.
12:00 noon	Lunch. (ON YOUR OWN).
1:30 pm	Outpost Team Events continue.
5:00 pm	Dinner. on your own.
6:45 pm	Doors Open for Council Service.
7:00 pm	Council Service. Everyone attends for songs, pageantry & devotion.
9:00 pm	Staff & Senior Commander Meeting. following council service.
11:00 p.m.	Lights out.
<u>Wednesday:</u>	
6:30 am	Reveille! Everyone up!
6:55 am	Flag Raising Ceremony. Everyone stand at attention in your campsite and salute the flag ceremony area.
7:00 am	Breakfast. (ON YOUR OWN).
8:45 am	Doors Open for Morning Assembly.
9:00 am	Morning Assembly. Everyone attends for daily instructions & devotion.
10:00 am	Individual Fun Events.
12:00 noon	Lunch. (ON YOUR OWN) Ranger Camp Cook-off
1:30 pm	Individual Fun Events continue.
5:00 pm	Dinner. on your own.
6:45 pm	Doors Open for Council Service.
7:00 pm	Council Service. Everyone attends for songs, pageantry & devotion.
9:00 pm	<u>FCF Staff & Members Meeting.</u> Staff & Senior Cmdr. Meeting "if needed"
11:00 p.m.	Lights out.
<u>Thursday:</u>	
6:30 am	Reveille! Everyone up!
7:00 am	Breakfast. (ON YOUR OWN).
8:45 am	Doors Open for Morning Assembly.
9:00 am	Morning Service. Everyone attends. Awards & Closing Ceremonies.
	Breakdown and clean up campsites. You must have your campsite inspected by the Ranger Security Patrol and signed off in order to check out and receive your camp patches.
2:00 pm	Check out time.